

The Reading Benchmark Assessment Process

Measure each student's reading proficiency through systematically observing, recording, and evaluating performance. Administer the DRA™3 Benchmark Assessment to formulate an instructional plan that will meet the needs of each student.

The following illustrations depict the five-step reading benchmark assessment process that DRA3 uses and how teachers can use the DRA3 online platform to manage the assessment process.

Step 1: Get started

Review history if you have data from previous years. Level Estimator can be used to quickly identify a good place to start for new students. Once the level is selected, you can move on to step 2.



Step 2: Oral Reading Fluency

Grades K-3 and 4-8



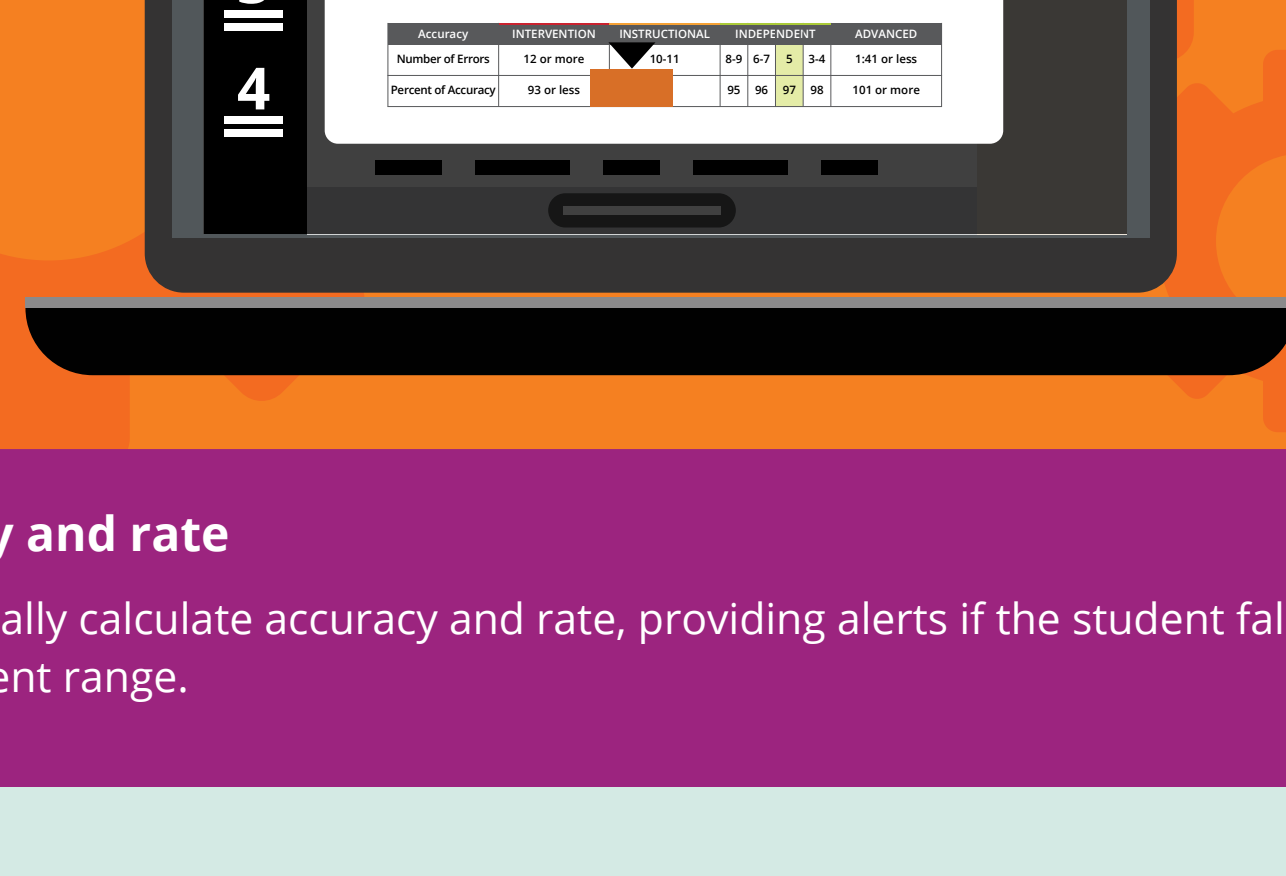
Analyze and record each student's oral reading.

While the student reads the text aloud, the teacher records oral reading behaviors such as substitutions, repetitions, omissions, and self-corrections on the Record of Oral Reading.

Evaluate fluency.

Tap words to tag miscues as the student reads the text aloud. Record student's oral reading for review and future audio playback.

Grades K-3 and 4-8

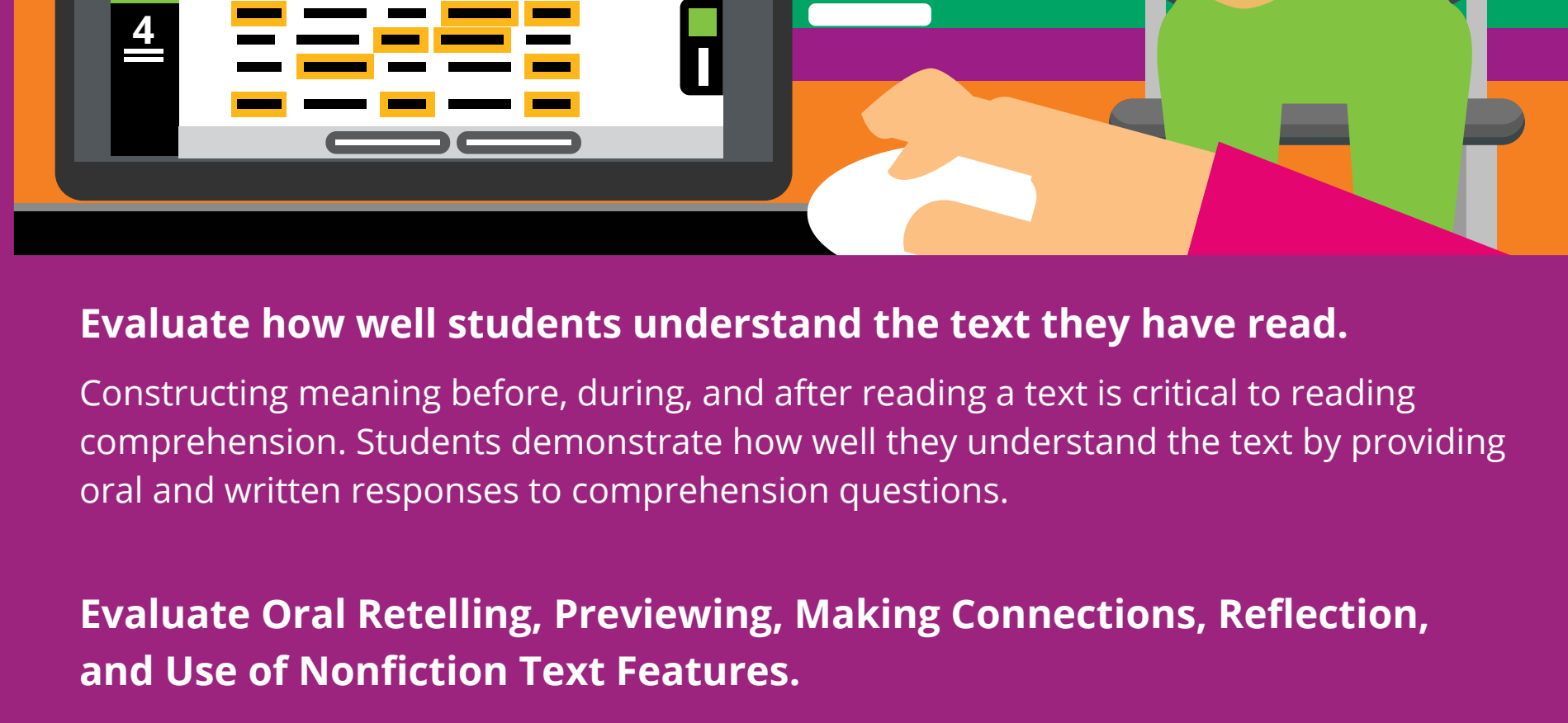


Accuracy and rate

Automatically calculate accuracy and rate, providing alerts if the student falls below the independent range.

Step 3: Printed Language Concepts/Comprehension

Grades K-3



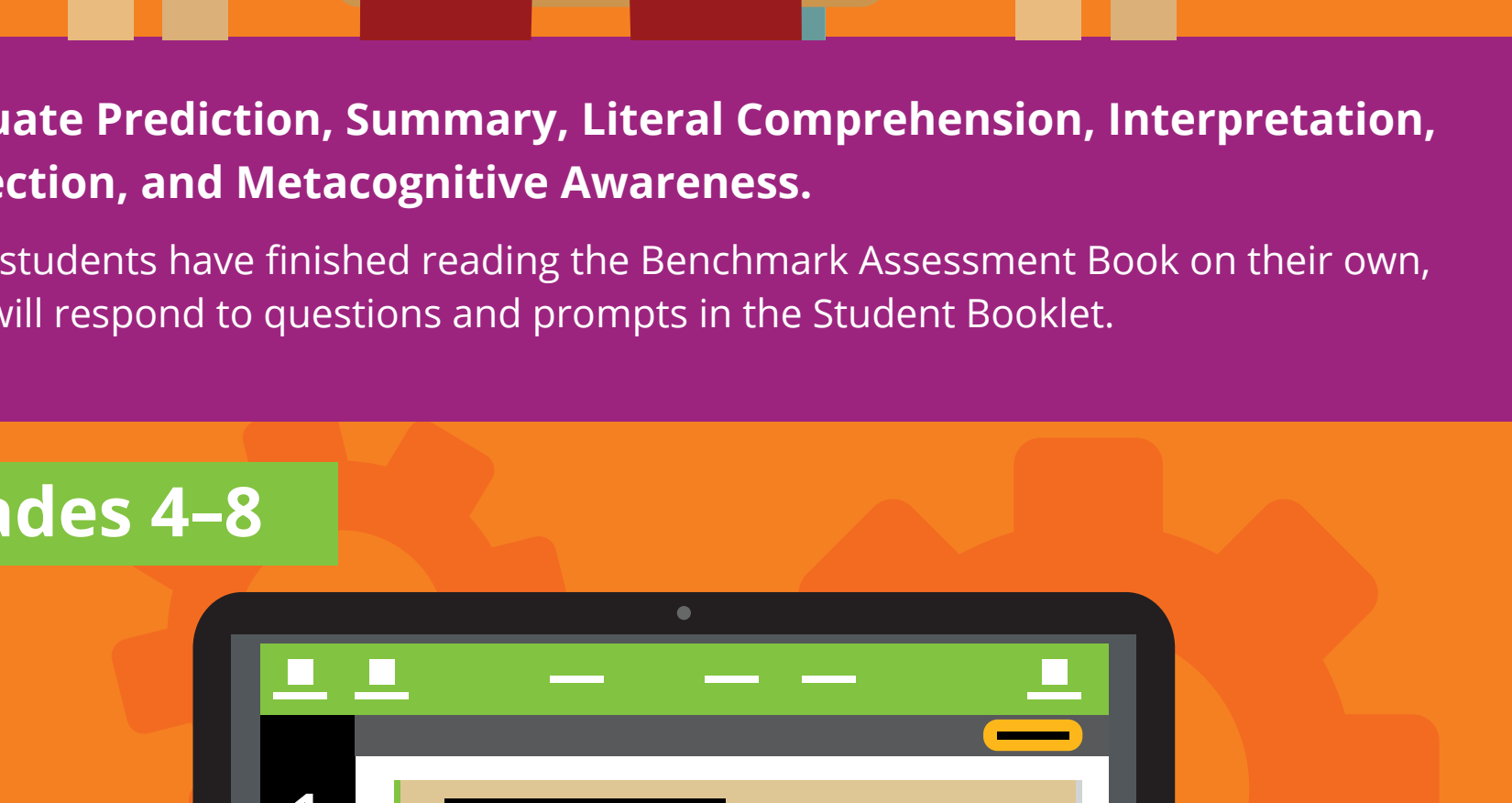
Evaluate how well students understand the text they have read.

Constructing meaning before, during, and after reading a text is critical to reading comprehension. Students demonstrate how well they understand the text by providing oral and written responses to comprehension questions.

Evaluate Oral Retelling, Previewing, Making Connections, Reflection, and Use of Nonfiction Text Features.

As the student retells, enter their responses into the online form or upload written notes as digital files for online record-keeping.

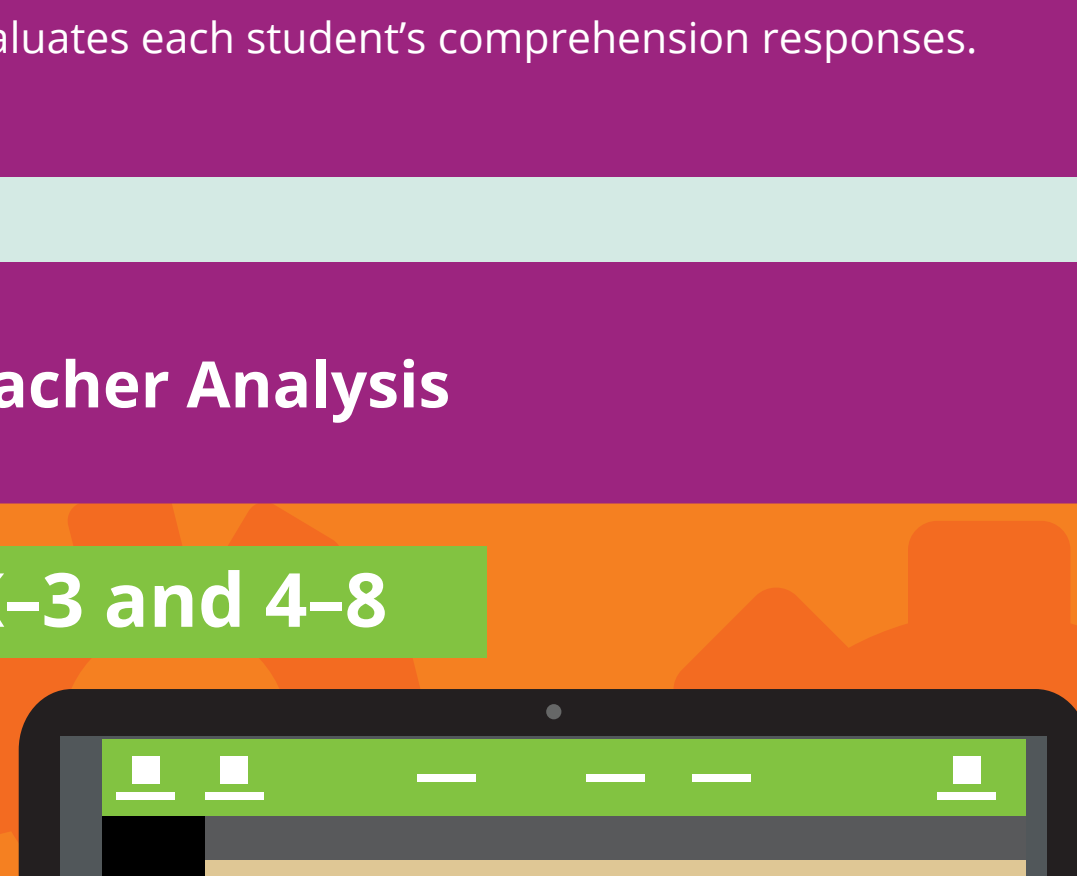
Grades 4-8



Evaluate Prediction, Summary, Literal Comprehension, Interpretation, Reflection, and Metacognitive Awareness.

Once students have finished reading the Benchmark Assessment Book on their own, they will respond to questions and prompts in the Student Booklet.

Grades 4-8

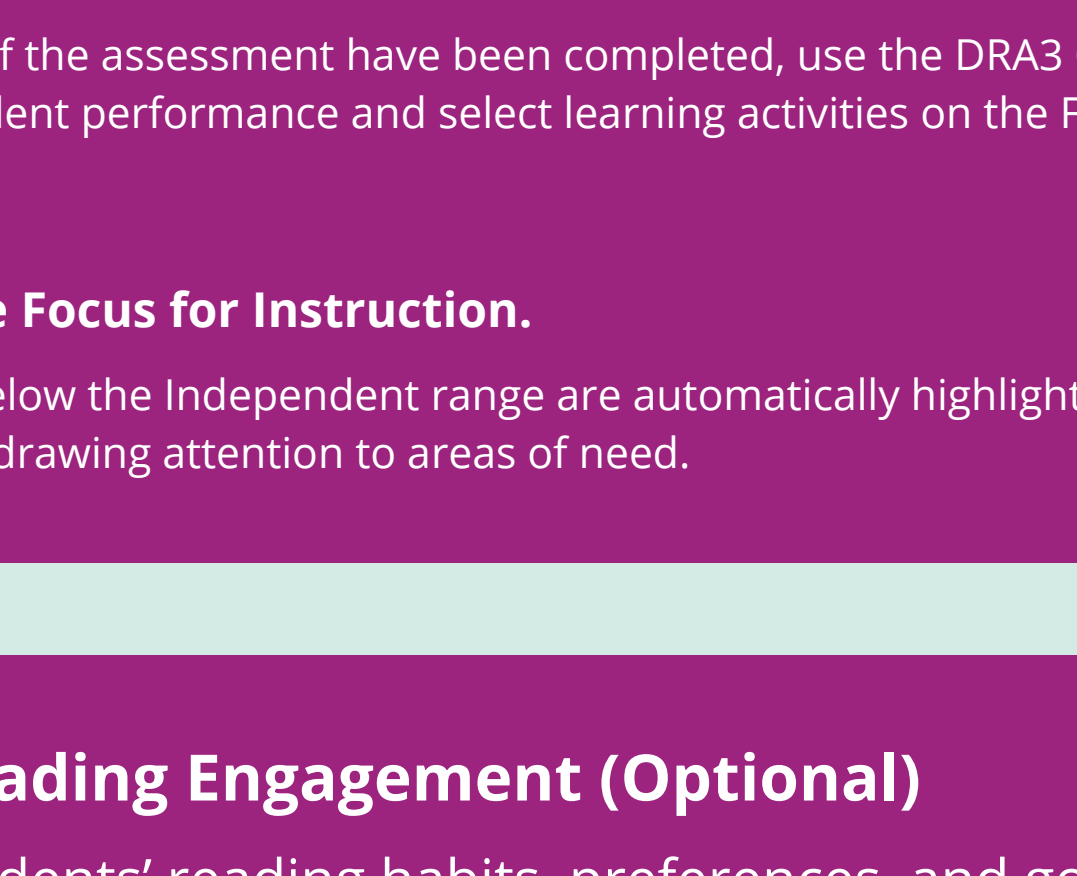


Evaluate Comprehension.

The teacher evaluates each student's comprehension responses.

Step 4: Teacher Analysis

Grades K-3 and 4-8



Customize instruction to meet the needs of every reader.

Once all steps of the assessment have been completed, use the DRA3 Continuum to evaluate student performance and select learning activities on the Focus for Instruction.

Complete the Focus for Instruction.

Skills that fall below the Independent range are automatically highlighted on the Focus for Instruction, drawing attention to areas of need.

Step 5: Reading Engagement (Optional)

Observe students' reading habits, preferences, and goals.

Grades K-3



Record responses.

The teacher records responses to the Reading Engagement questions (on optional form).


Grades 4-8



Administer the reading survey.

The student responds in writing to the Reading Survey.

Grades K-3 and 4-8



Determine whether criteria were met.

The teacher evaluates each student's Reading Engagement responses.